

Litter-Free Louisiana

KEEP LOUISIANA BEAUTIFUL
ACTIVITY BOOK



LIEUTENANT GOVERNOR
BILLY NUNGESSER

Preventing Litter Is Everyone's Responsibility


Anytime trash is found outside of a trash can, that's called litter. Litter can be found on the ground, in the grass, in the water, or on the road. Litter comes in many forms: food packaging, candy wrappers, cups, bottles, cans, paper, gum, tire treads, and cigarette butts—YUCK! Litter is everyone's responsibility, even if you didn't put it there. Litter makes our communities dirty, pollutes our waterways, and it's unhealthy for animals and humans. Littering is also against the law. Join Rocksey and her friends to reduce litter in our state and *Let Louisiana Shine!*



Meet **Rocksey** the Raccoon. She loves exploring, playing outside, and picking flowers. One thing Rocksey absolutely does not like is litter! When she sees litter, it makes her very sad. Rocksey has made it her job to teach everyone how to keep Louisiana beautiful. Rocksey knows litter is dangerous for her animal and human friends and bad for our environment too. Rocksey wants everyone to remember to put their trash where it belongs — the recycling bin or trash can.



Timmy is a Red-Eared Slider Turtle, and he loves the ponds, lakes, rivers, bayous, and streams of Louisiana. Whether he's in his pond or sitting on a log warming his shell in the sunshine, Timmy is looking for litter. He knows that most of the litter in the water gets there because it was thrown on the ground first. When plastics are thrown on the ground and end up in the water, they are very dangerous to Timmy and his friends. Litter in the water makes it hard for fish to breathe and is harmful to Timmy and other creatures who live in and around the water.



Say hello to **Pete** the Brown Pelican. He's very proud to be our state's official bird. Pete is a pelican with a very special talent. He knows the right way to take care of every kind of litter. Because Pete can fly high above the ground, he has a "bird's-eye-view" of the litter people have left behind and how it can harm his animal friends. Some animals get tangled up in plastics or fishing line that wasn't thrown away properly. Other animals mistake litter for food, and when they eat it, they get sick. Pete works hard to teach his human friends how to reduce, reuse, repurpose, and recycle trash to help prevent litter.




This is **Allie** the American Alligator. Because she's the oldest animal in the Louisiana Clean Up Krewe, she's very wise and familiar with our waterways. Everywhere she goes, she's always on the lookout for litter. Because she's been around the longest, Allie knows that litter doesn't just disappear. Some litter takes a very long time to decompose, and some litter never, ever goes away. Allie teaches all her human friends how to keep Louisiana clean so animals, humans, waterways, and landscapes are protected.

Put Litter In Its Place

Hi friend, it's me Rocksey. I need your help to keep Louisiana beautiful. **Draw lines to help me sort the waste into the right container.** Only four items belong in each bin.



I know all waste isn't the same. It's divided into three groups based on whether or not it can be used again — **compost, recyclables,** and **trash** for landfills. It's important to reduce the trash we create by composting and recycling so we send less to landfills.



Compost - Leaf, Fish Bone, Apple Core, Egg Shell
Recycle - Plastic Bottle, Plastic Bag, Cereal Box, Aluminum Can
Landfill - Candy Wrapper, Diaper, Coffee Cup, Toothbrush

Litter Scavenger Hunt

Let's go on an adventure! As I fly around, I'm always keeping an eye out for litter in our state, but I need your help finding, picking up, and reporting the litter found in your area.


Will you help me look for litter in your neighborhood? How many different types can you find? Be sure to take gloves, a litter grabber, a garbage bag, hand sanitizer, and an adult with you so you can pick up all the litter as you go. **Use tally marks to track the litter items you find.** (example: |||| Newspaper) **Then answer the questions.**

- | | |
|---|---|
| <input type="checkbox"/> Newspaper | <input type="checkbox"/> Plastic bottle |
| <input type="checkbox"/> Food or candy wrapper | <input type="checkbox"/> Plastic bag |
| <input type="checkbox"/> Fast food bag or package | <input type="checkbox"/> Paper or cardboard |
| <input type="checkbox"/> Aluminum can | <input type="checkbox"/> Paper cup |
| <input type="checkbox"/> Piece of glass | <input type="checkbox"/> Piece of styrofoam |
| <input type="checkbox"/> Plastic straw | <input type="checkbox"/> Plastic lid, fork or spoon |
| <input type="checkbox"/> Cigarette butt | <input type="checkbox"/> Discarded ball or toy |
| <input type="checkbox"/> Plastic bottle cap | <input type="checkbox"/> Car or tire piece |

What litter did you find that could be harmful to Pete and his friends?

What litter did you find that could be easily carried away by water or spread by the wind to other areas?

What litter did you find that could have been reused or recycled?



How Long Does Litter Last?

Match the shapes below to learn how long it takes different types of garbage to decompose.

Forever

250-500 years

1-5 months



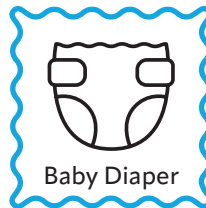
1 million years

80-100 years


10-20 years

Up to 2 years

25 years




Some types of trash, like apple cores and banana peels, are broken down by nature over time and become a part of the earth again. We call this **decomposing**—it's like nature's way of recycling. But some trash doesn't break down easily — like plastic bottles and metal. It stays around for a very long time, polluting waterways and releasing toxins into the environment.



The 5Rs of Waste

The 5Rs refer to a process to make waste management more efficient through reducing the amount of waste produced.



What can you and your family do to practice the 5Rs?

Write your ideas below.

Refuse: Say no thank you to items you don't need or already have at home.

Your idea to Refuse:

Reduce: Try to use less of harmful, wasteful, or non-recyclable products.

Your idea to Reduce:

Reuse: Choose items you can use again.


Your idea to Reuse:

Repurpose: Find a new way to use something.

Your idea to Repurpose:

Recycle: After you've gone through all the previous 5Rs, recycling is a great final option. Don't throw away items that can be recycled.

Your idea to Recycle:



Repurpose Project: Bird Feeder

Help Rocksey make a bird feeder out of a used milk jug.

Supplies you will need:

- Empty gallon milk jug or 2-liter soda bottle
- Permanent marker
- Scissors or a knife
- Craft paint & brushes
- String
- Bird seed

1. Rinse milk jug out with water.
2. Draw circles or rectangles on the sides of the jug with the permanent marker.
3. Cut out the shapes you drew with the permanent marker so that there are openings on each side of the jug.
4. Paint and decorate the outside of the jug with craft paint.
5. Poke 2 holes in the lid.
6. Feed 2 feet of string through the holes and tie it.
7. Pop or twist the lid back on.
8. Fill the center of the jug with bird seed.
9. Hang your bird feeder from a tree or post outside.
10. Watch the birds fly up to your feeder!





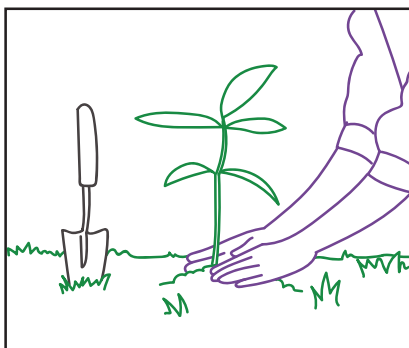
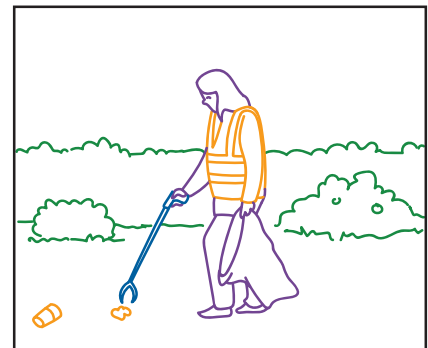
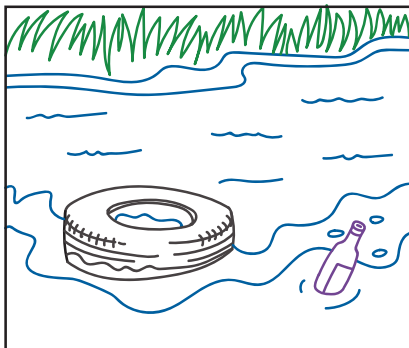


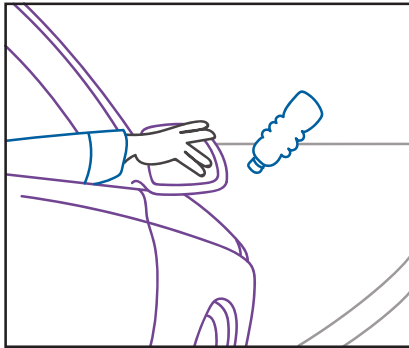
A creative way to help reduce litter is to find a way to **repurpose** your waste. One of my favorite crafts is making a place for birds to enjoy a snack out of an empty milk jug. Be sure to get an adult's permission and ask for their help with cutting.



Be a Leader Against Litter


I'm so happy that you're learning ways to keep Louisiana beautiful. Everyone can make a difference. Try to make good choices every day that will improve our environment and share your ideas with your family and friends.

Look at the pictures below. **Cross out the ones that show bad habits and circle the ones that show good habits.**




Find a Clean Path

The lake where I love to swim and play is becoming polluted with litter. **Draw a path the raindrop can take to reach the lake without collecting microlitter along the way.**



Litter creates big problems for the water that all plants, animals, and people need to survive — including me! For example, rainwater makes puddles and the litter left behind begins to float. It moves along until it flows into the nearest bayou, stream, river, swamp, or canal. Big litter that's easy to see is bad, but even worse is the **microlitter** (smaller than the size of a Mardi Gras bead—5mm) because it mixes with the water and can never be cleaned up.



Rocksey's Plastic Rescue Mission

Did you know recycling is like giving old stuff a brand-new life? Yep! Some things—like plastic—can be turned into something new instead of being tossed in the trash can. Pretty cool, right?

When you find plastic items, don't put them in the trash—drop them into the recycling bin instead! That's how we keep Louisiana clean and beautiful.

Can you help me sniff out all the plastic items hiding in the trash can that belong in the recycling bin? Let's work together and be Leaders Against Litter!

Circle all the plastic items that should be in the recycling bin.

Oh no! Some plastic items were thrown away by mistake.



Recycling Detective Challenge

Have you ever noticed some items have recycling symbols with little numbers inside? They're like secret codes that help you decide if it can be recycled in your community.

Now, let's play detective! Look at the pictures on the right and draw a line to match each one with the correct recycling symbol. You've got this!



Möbius loop Simply means an item is recyclable OR made from recycled materials.



PET: This is clear, thin plastic used to make things like water bottles, soda bottles, and some food containers.



HDPE: This plastic is colored or clear, but hard to see-through (called opaque). This plastic is used to make things like milk jugs, laundry detergent, and shampoo bottles.



PVC: This is very strong, hard plastic used to make things like pipes and toys.




LDPE: This is clear, bendy plastic used to make things such as bags and bubble wrap.



PP: This is strong, but lightweight plastic used to make things like yogurt cups, medicine bottles, and food tubs.




PS: This is plastic styrofoam used to make things like take out food containers and cups.



Plastic Bottle Recycling Adventure


Have you ever wondered what happens to a plastic bottle once you decide to recycle it? The bottle goes on a great adventure. Let's follow along! **Trace the arrows with a pencil, crayon or marker and color each step.**

Recycling Centers are called Materials Recovery Facilities (MRF), a place where mixed recyclables are sorted and prepared for processing.



STEP 1

So, you've finished using your plastic drink bottle... what happens next on your recycling adventure?



STEP 7

Those tiny pieces are melted into pellets and turned into brand-new things—like bottles, clothes, and more! How amazing is that?

**Way to go, recycling heroes
—you just saved the day!**

To recycle properly items must be empty and clean. Dirty items can't be used again.



STEP 2

If you said, "Put it into the recycling bin!"—you're right on track! But wait, first give that bottle a quick rinse and, if you can, crush it to save space. Crunch!




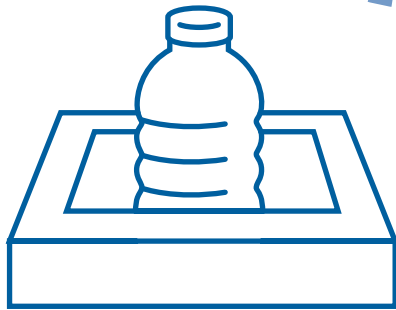
STEP 3

Now place your clean bottle straight into the recycling bin. And remember—never bag your recyclables.



STEP 4

Here comes the recycling truck! It picks up your bottle and other recyclables and takes them off to a recycling center for the next big step.

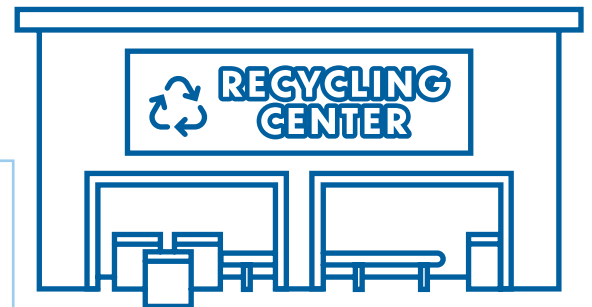


STEP 6

The plastic bottles get washed and shredded into tiny little pieces.

STEP 5



At the recycling center, the bottle gets sorted from other recyclables like paper and tin cans.



Clean Up Time

Help find the litter that doesn't belong. **Circle the 10 of pieces of litter and color the scene when you're finished.**

Think about your favorite place in your home. How would you feel if it suddenly had trash everywhere? That's what it's like for us animals when people litter. The outdoors is our home and when it's littered with trash and debris it can be dangerous. Animals sometimes get sick from eating litter. Or, we can get tangled up in plastic bags or the plastic rings from soda cans. Litter can make the water we drink and swim in unsafe.



Answers on last page.



Keep
LOUISIANA
Beautiful
KEEP AMERICA BEAUTIFUL AFFILIATE



LIEUTENANT GOVERNOR
BILLY NUNGESSER

Leader Against Litter Pledge

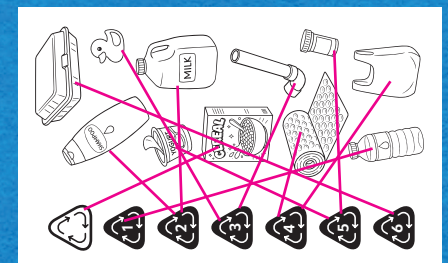


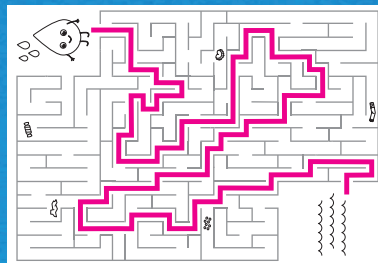

I pledge to help Rocksey and her friends by:

- ✓ **Never littering**
- ✓ **Picking up litter when I see it**
- ✓ **Recycling whenever I can**
- ✓ **Using a reusable water bottle**
- ✓ **Keeping a litter bag in my family's car**

Signature

Date

Answer Key:





LIEUTENANT GOVERNOR
BILLY NUNGESSER