

Litter Free Louisiana

KEEP LOUISIANA BEAUTIFUL
ACTIVITY BOOK



LIEUTENANT GOVERNOR
BILLY NUNGESSER

Preventing Litter Is Everyone's Responsibility

Anytime trash is found outside of a trash can, that's called litter. Litter can be found on the ground, in the grass, in the water, or on the road. Litter comes in many forms: food packaging, candy wrappers, cups, bottles, cans, paper, gum, tire treads, and cigarette butts—YUCK! Litter is everyone's responsibility, even if you didn't put it there. Litter makes our communities dirty, pollutes our waterways, and it's unhealthy for animals and humans. Littering is also against the law. Join Rocksey and her friends to reduce litter in our state and *Let Louisiana Shine!*



Meet **Rocksey** the Raccoon. She loves exploring, playing outside, and picking flowers. One thing Rocksey absolutely does not like is litter! When she sees litter, it makes her very sad. Rocksey has made it her job to teach everyone how to keep Louisiana beautiful. Rocksey knows litter is dangerous for her animal and human friends and bad for our environment too. Rocksey wants everyone to remember to put their trash where it belongs — the recycling bin or trash can.



Timmy is a Red-Eared Slider Turtle, and he loves the ponds, lakes, rivers, and streams of Louisiana. Whether he's in his pond or sitting on a log warming his shell in the sunshine, Timmy is looking for litter. He knows that most of the litter in the water gets there because it was thrown on the ground first. When plastics are thrown on the ground and end up in the water, they are very dangerous to Timmy and his friends. Litter in the water makes it hard for fish to breathe and is harmful to Timmy and other creatures who live in and around the water.




Say hello to **Pete** the Brown Pelican. He's very proud to be our state's official bird. Pete is a pelican with a very special talent. He knows the right way to take care of every kind of litter. Because Pete can fly high above the ground, he has a "bird's-eye-view" of the litter people have left behind and how it can harm his animal friends. Some animals get tangled up in plastics or fishing line that wasn't thrown away properly. Other animals mistake litter for food, and when they eat it, they get sick. Pete works hard to teach his human friends how to reduce, reuse, repurpose, and recycle trash to help prevent litter.



This is **Allie** the American Alligator. Because she's the oldest animal in the Louisiana Clean Up Krewe, she's very wise and familiar with our waterways. Everywhere she goes, she's always on the lookout for litter. Because she's been around the longest, Allie knows that litter doesn't just disappear. Some litter takes a very long time to decompose, and some litter never, ever goes away. Allie teaches all her human friends how to keep Louisiana clean so animals, humans, waterways, and landscapes are protected.

Put Litter In Its Place

Hi friend, it's me Rocksey. I need your help to keep Louisiana beautiful. **Draw lines to help me sort the waste into the right container.** Only four items belong in each bin.




I know all waste isn't the same. It's divided into three groups based on whether or not it can be used again — **compost**, **recyclables**, and **trash** for landfills. It's important to reduce the trash we create by composting and recycling so we send less to landfills.



Compost - Leaf, Fish Bone, Apple Core, Egg Shell
Recycle - Plastic Bottle, Plastic Bag, Cereal Box, Aluminum Can
Landfill - Candy Wrapper, Diaper, Coffee Cup, Toothbrush

Let’s go on an adventure! As I fly around, I’m always keeping an eye out for litter in our state, but I need your help finding, picking up, and reporting the litter found in your area.

Litter Scavenger Hunt

Will you help me look for litter in your neighborhood? How many different types can you find? Be sure to take gloves, a litter grabber, a garbage bag, hand sanitizer, and an adult with you so you can pick up all the litter as you go. **Use tally marks to track the litter items you find.** (example:  Newspaper) **Then answer the questions and report back to me!**

- _____ Newspaper

_____ Food or candy wrapper

_____ Fast food bag or package

_____ Aluminum can

_____ Piece of glass

_____ Plastic straw

_____ Cigarette butt

_____ Plastic bottle cap
- _____ Plastic bottle

_____ Plastic bag

_____ Paper or cardboard

_____ Paper cup

_____ Piece of styrofoam

_____ Plastic lid, fork or spoon


_____ Discarded ball or toy

_____ Car or tire piece

What litter did you find that could be harmful to Pete and his friends?

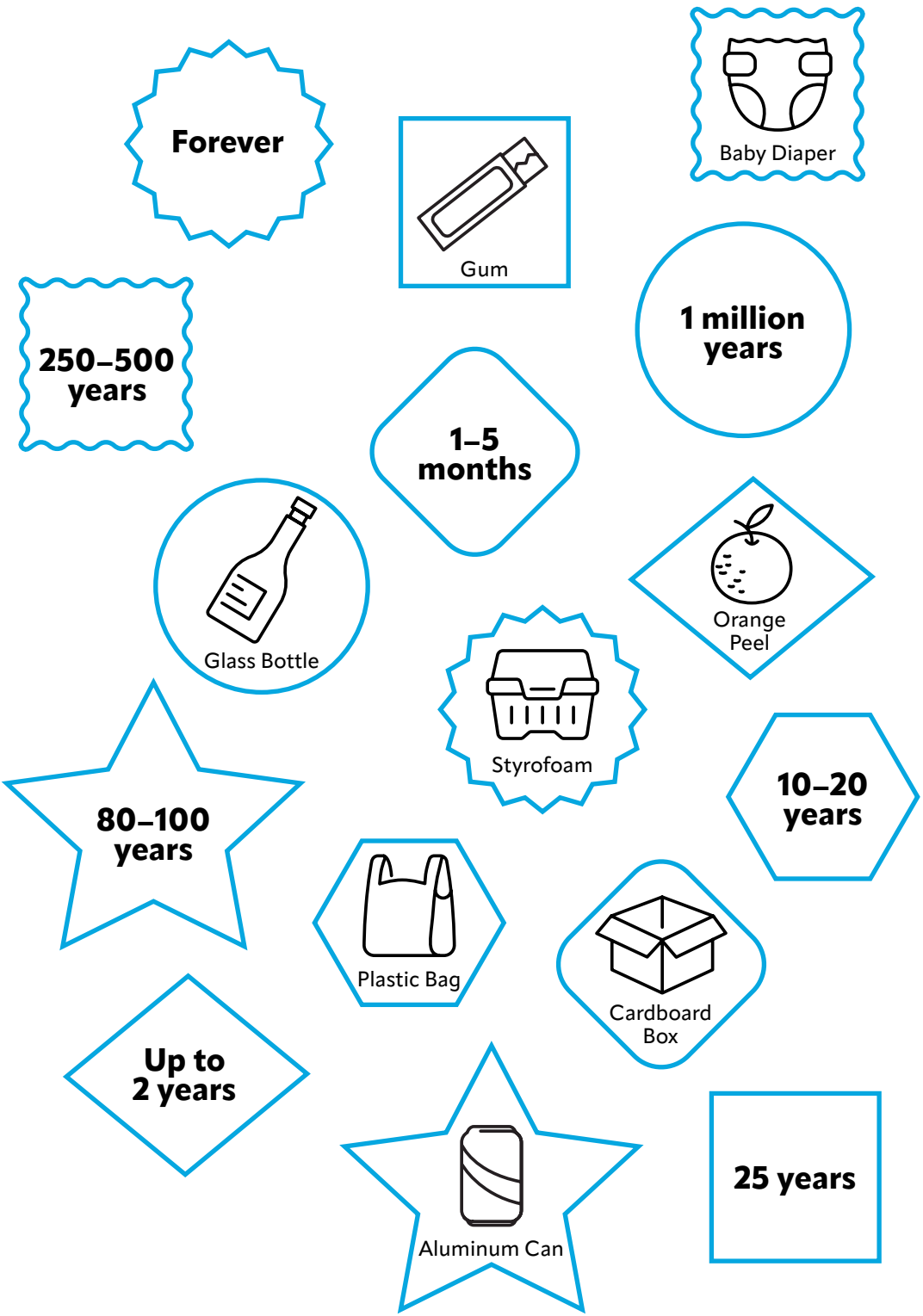
What litter did you find that could be easily carried away by water or spread by the wind to other areas?

What litter did you find that could have been reused or recycled?



How Long Does Litter Last?

Match the shapes below to learn how long it takes different types of garbage to decompose.



Some types of trash, like apple cores and banana peels, are broken down by nature over time and become a part of the earth again. We call this **decomposing**—it’s like nature’s way of recycling. But some trash doesn’t break down easily — like plastic bottles and metal. It stays around for a very long time, polluting waterways and releasing toxins into the environment.



Styrofoam - Forever; Orange Peel - 1 Million Years; Glass Bottle - 1-5 Months; Gum - 25 Years; Plastic Bag - 10-20 Years; Aluminum Can - 80-100 Years; Baby Diaper - 250-500 Years; Cardboard Box - Up to 2 Years; Cardboard Box - 1-5 Months

The 5Rs of Waste

What can you and your family do to practice the 5Rs?

Write your ideas below.

Refuse: Say no thank you to items you don't need or already have at home.

Your idea to Refuse:

Reduce: Try to use less of harmful, wasteful, or non-recyclable products.

Your idea to Reduce:

Reuse: Choose items you can use again.

Your idea to Reuse:

Repurpose: Find a new way to use something.

Your idea to Repurpose:

Recycle: After you've gone through all the previous 5Rs, recycling is a great final option. Don't throw away items that can be recycled.

Your idea to Recycle:


Repurpose Project: Bird Feeder

Help Rocksey make a bird feeder out of a used milk jug.


Supplies you will need:

- **Empty gallon milk jug or 2-liter soda bottle**
- **Permanent marker**
- **Scissors or a knife**
- **Craft paint & brushes**
- **String**
- **Bird seed**


1. Rinse milk jug out with water.
2. Draw circles or rectangles on the sides of the jug with the permanent marker.
3. Cut out the shapes you drew with the permanent marker so that there are openings on each side of the jug.
4. Paint and decorate the outside of the jug with craft paint.
5. Poke 2 holes in the lid.
6. Feed 2 feet of string through the holes and tie it.
7. Pop or twist the lid back on.
8. Fill the center of the jug with bird seed.
9. Hang your bird feeder from a tree or post outside.
10. Watch the birds fly up to your feeder!



A creative way to help reduce litter is to find a way to **repurpose** your waste. One of my favorite crafts is making a place for birds to enjoy a snack out of an empty milk jug. Be sure to get an adult's permission and ask for their help with cutting.




I'm so happy that you're learning ways to keep Louisiana beautiful. Everyone can make a difference. Try to make good choices every day that will improve our environment and share your ideas with your family and friends.



Be a Leader Against Litter

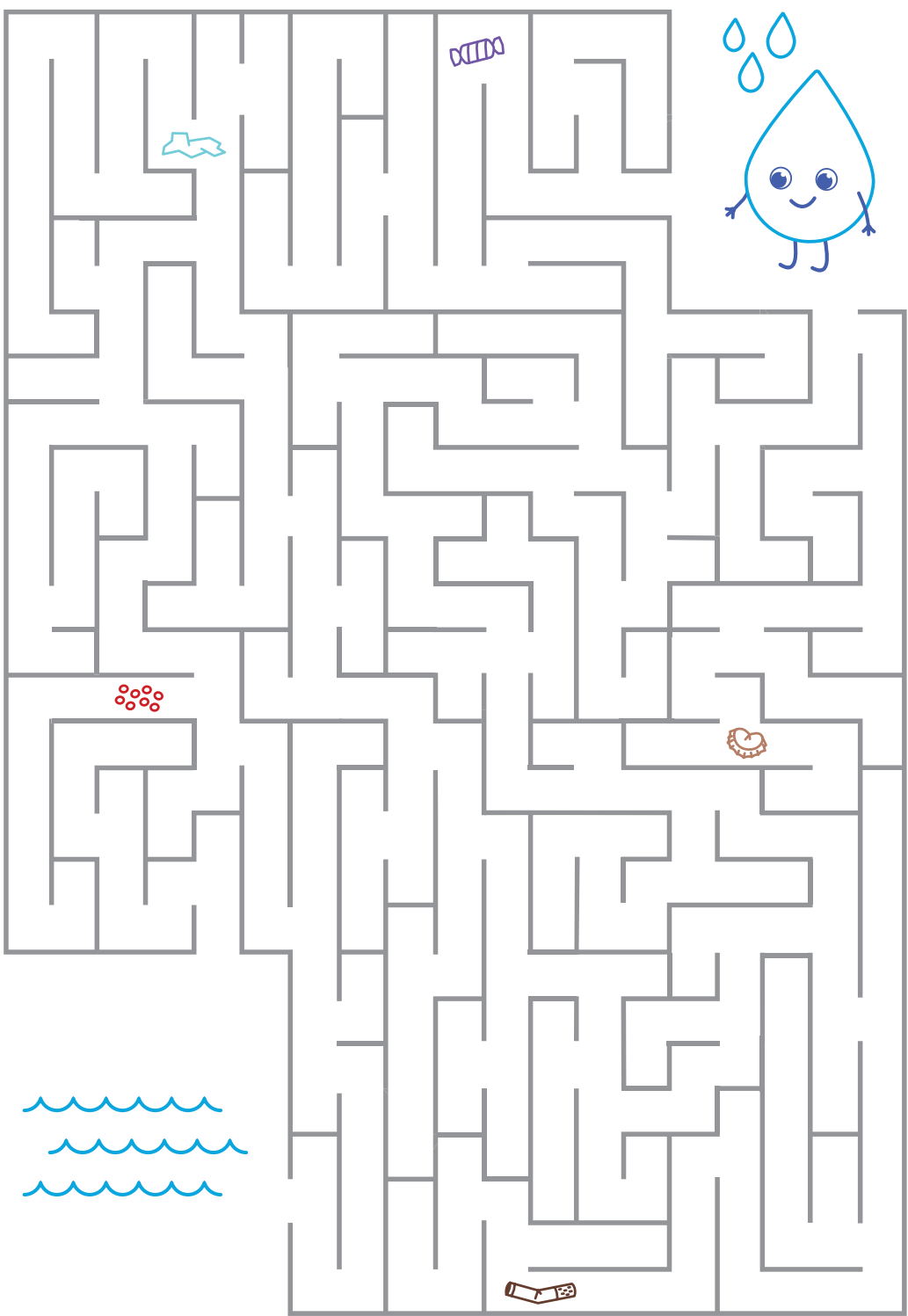
Look at the pictures below. **Cross out the ones that show bad litter habits and circle the ones that show good habits.**



Answers on last page.


Find a Clean Path

The lake where I love to swim and play is becoming polluted with litter. **Draw a path the raindrop can take to reach the lake without collecting microlitter along the way.**



Answers on last page.

Litter creates big problems for the water that all plants, animals, and people need to survive — including me! For example, rainwater makes puddles and the litter left behind begins to float. It moves along until it flows into the nearest bayou, stream, river, swamp, or canal — these areas are part of a **watershed**. Big litter that's easy to see is bad, but even worse is the **microlitter** (smaller than the size of a Mardi Gras bead—5mm) because it mixes with the water and can never be cleaned up.



Clean Up Time

Help find the litter that doesn't belong. **Circle the 10 of pieces of litter and color the scene when you're finished.**



Answers on last page.

Think about your favorite place in your home. How would you feel if it suddenly had trash everywhere? That's what it's like for us animals when people litter. The outdoors is our home and when it's littered with trash and debris it can be dangerous. Animals sometimes get sick from eating litter. Or, we can get tangled up in plastic bags or the plastic rings from soda cans. Litter can make the water we drink and swim in unsafe.



Youth Ambassador Pledge

I pledge to help Rocksey and her friends Let Louisiana Shine by:

- ✓ **Never littering**
- ✓ **Picking up litter when I see it**
- ✓ **Recycling whenever I can**
- ✓ **Using a reusable water bottle**
- ✓ **Repurposing used items instead of throwing them away**
- ✓ **Packing a zero-waste lunch (use a reusable lunch bag, food containers/pouches, utensils, and thermos/water bottle)**
- ✓ **Keeping a litter bag in my family's car**
- ✓ **Making sure that my household trash is in a bag tied tight and in a bin with a closed lid on garbage day**
- ✓ **Organizing a neighborhood or school cleanup**
- ✓ **Planting trees and flowers**


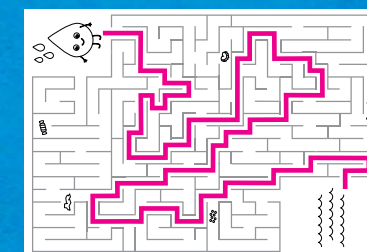

Signature

Date



LIEUTENANT GOVERNOR
BILLY NUNGESSER

Answer Key:





LIEUTENANT GOVERNOR
BILLY NUNGESSER